

Manual for Kincony Smart Home System Controlling by Computer

This manual is for the controlling when you have the account for Kincony Smart Home System; For how to get the account, please see the detail 《2-KC868-H8&H32 APP User Manual》!
And this program can control all KC series device of Kincony.

First Step: You should already download and install the APP with your mobile phone

Second Step: You should already register the account and set all the devices in your APP
It means you can control everything with the APP in you mobile phone.

Third Step: Download the program from: <http://www.kincony.com/download-readme>

 [3-KC868-H8&H32 PC user manual.pdf](#)

 [4-KC868-H8 Product Parameter and Installation.pdf](#)

 [5-KC868-H32 Product Parameter and Installation.pdf](#)

 [6-KC868-H8 Communcation Protocol for Secondary development.pdf](#)

 [7-KC868-H8&H32 UDP and TCP mode setting.pdf](#)

 [VirCom4.88_en \(WAN and LAN config tool\)](#)


 [relay.rar \(KC868-H8/KC868-H32 LAN Control DEMO EXE\)](#)

 [Net_Relay_Control \(KC868-H8 Local & Remote Control Demo ExE \)](#)









 [KC868-H32_EXE.rar \(Ethernet_remote_control_demo\)](#)

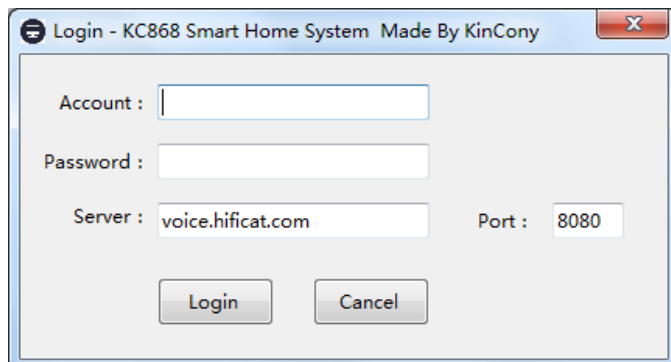
 [KC-Demo_account_control.rar \(KC868-G,KC868-S,KC868-H8,KC868-H32 Remote Control By App Account\)](#)

 [KC868-H8_H32_LAN_local_control_demo_source_code_VB2005.rar \(relay.rar's source code\)](#)

 [KC868-H32_EThernet_remote_control_demo_source_code_BCB10.2.3.rar \(C++Builder 10.2.3\)](#)

Then release the file and find the program “KC-demo” as below, double click to open it

	png	2019-02-12 16:35
	KC-Demo	2019-02-12 16:34
	KC-Demo.exe.config	2018-04-25 8:50
	KC-Demo.pdb	2019-02-10 22:59
	KC-Demo	2019-02-10 22:59
	Newtonsoft.Json.dll	2018-04-30 11:51
	Newtonsoft.Json.pdb	2018-04-30 11:51
	Newtonsoft.Json	2018-04-30 11:51



Input the account and password of your APP to login, then you can control the system by computer.
Please note that it must be the master account to login.